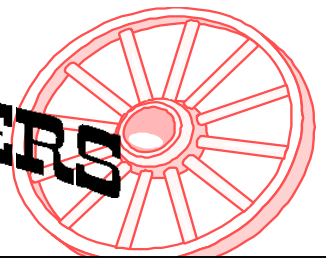




COUNTRY CLUB DANCERS



Dance Taught By: Paul &
Sharon Hergert for the
Country Club Dancers 6-9-08



Oh Carol

Choreographed by John & Freida Utzig

Description: 32 count, 2 wall, partner dance

Music: Oh Carol by Barbados

Oh Girl (You Know Where To Find Me) by Vince Gill [104 bpm / [When I Call](#)

[Your Name](#) / Available on iTunes  

Position: Closed Dance Position. Man's steps listed. Lady's steps opposite

CROSS ROCK, ¼ SHUFFLE, PIVOT ½, SHUFFLE ½ TURN

1-4 Cross rock left over right, recover onto right, (release hands) ¼ turn shuffle to left stepping left, right, left (end facing 9:00)

5-8 Step forward right, pivot ½ turn to left onto left (end facing 3:00) keep turning ½ shuffle to left, stepping right, left, right (end facing 9:00 with right arm in middle of lady's back)

ROCK, STEP, SHUFFLE FORWARD & ROCK, STEP, SHUFFLE BACK

9-12 Rock back onto left, recover onto right, shuffle forward stepping left, right, left Turn lady ½ turn left into closed position on the shuffle

13-16 Rock right forward, recover onto left, shuffle back stepping right, left, right

ROCK, RECOVER, ¼ SHUFFLE, TURN, TURN, SHUFFLE FORWARD

17-20 Rock back onto left, recover onto right, (release hands) ¼ turn shuffle to left (away from partner) stepping left, right, left End facing 6:00

21-24 Make full turn left (away from partner) stepping forward right, left, then shuffle forward stepping right, left, right Rejoin inside hands

ROCK, STEP, SHUFFLE BACK & ROCK, STEP, SHUFFLE FORWARD

25-28 Rock left forward, recover onto right, shuffle back stepping left, right, left

29-32 **MAN:** Rock back onto right, recover onto left, shuffle forward stepping right, left, right

Turning lady with right hand back to starting position, now facing 6:00

LADY: Rock back onto left, recover onto right, turn ½ right shuffling forward left, right, left to get in front of man Back to closed position

REPEAT

OH CAROL
6-9-08